

Home of the



Woolly Mammoth

TOWN OF KYLE

Box 520

Kyle, Sk. S0L 1T0

Phone: (306) 375-2525

Fax: (306) 375-2534

E:mail: townofkyle@sasktel.net

Open letter to the residents and businesses in the Town of Kyle

Since 2016, the RM of Lacadena and the Town of Kyle have been pursuing the renewal of our landfill to accommodate our tax payer needs and be compliant with current environmental legislation. Both municipal governments have reached the conclusion that the cost to build a new landfill is out of our fiscal capacity. The estimated cost of constructing and operating a landfill, on a 5 year average is \$226,800 per year which is split equally between the Town and the RM of Lacadena, which puts the town estimated cost at \$113,400 (this does not include the cost of our public works staff and equipment expenses to collect waste twice a week.)

The Town and the RM have been in discussions with Triways Disposal Ltd from Swift Current since 2016 and have added the Single Stream recycle bin at the Public Works compound. This shared bin has been well used by the whole community.

The RM of Lacadena will be going with bins at each farmyard with Triways Disposal Ltd. The Town Council, after getting quotes from other companies, decided at the March 13, 2019 meeting to sign a 5 year contract with Triways for curbside pickup for town residents.

The information pamphlet attached to this letter outlines how curbside pickup works and the homeowners responsibilities. Also included is the pick up schedule that has been coordinated with the Town of Elrose waste collection schedule.

For this budget year, the cost for residential curbside pickup using the carts has been included in the 2019 budget, and it is estimated for residential pick up only at approximately \$40,000. There will be no additional costs to tax payers for residential pickup. Council discussion is ongoing for the rates to be charged for commercial businesses. All commercial businesses will be contacted directly by the Triways representative to set up their waste and recycle collection needs.

There will be an information session with the Triways representative for any residents who have questions about the new curbside pickup. It will be held at the Town Office council chambers on Thursday April 4, 2019 from 2 pm to 4 pm. If you have questions, but are unable to attend at this time, please let the Town Office staff know and we will get your questions answered.

The target start date for the Town of Kyle curbside waster and recycle pickup is May 1, 2019.

Sincerely,

A handwritten signature in blue ink that reads "Kara Marshall". The signature is written in a cursive, flowing style.

2019

Town of Kyle

Waste and Recycle Cart Schedule.

 Waste

 Recycle

JANUARY							JULY						
S	M	T	W	T	F	S	S	M	T	W	T	F	S
		1	2	3	4	5		1	2	3	4	5	6
6	7	8	9	10	11	12	7	8	9	10	11	12	13
13	14	15	16	17	18	19	14	15	16	17	18	19	20
20	21	22	23	24	25	26	21	22	23	24	25	26	27
27	28	29	30	31			28	29	30	31			
FEBRUARY							AUGUST						
S	M	T	W	T	F	S	S	M	T	W	T	F	S
					1	2					1	2	3
3	4	5	6	7	8	9	4	5	6	7	8	9	10
10	11	12	13	14	15	16	11	12	13	14	15	16	17
17	18	19	20	21	22	23	18	19	20	21	22	23	24
24	25	26	27	28			25	26	27	28	29	30	31
MARCH							SEPTEMBER						
S	M	T	W	T	F	S	S	M	T	W	T	F	S
					1	2	1	2	3	4	5	6	7
3	4	5	6	7	8	9	8	9	10	11	12	13	14
10	11	12	13	14	15	16	15	16	17	18	19	20	21
17	18	19	20	21	22	23	22	23	24	25	26	27	28
24	25	26	27	28	29	30	29	30					
31													
APRIL							OCTOBER						
S	M	T	W	T	F	S	S	M	T	W	T	F	S
	1	2	3	4	5	6			1	2	3	4	5
7	8	9	10	11	12	13	6	7	8	9	10	11	12
14	15	16	17	18	19	20	13	14	15	16	17	18	19
21	22	23	24	25	26	27	20	21	22	23	24	25	26
28	29	30					27	28	29	30	31		
MAY							NOVEMBER						
S	M	T	W	T	F	S	S	M	T	W	T	F	S
			1	2	3	4						1	2
5	6	7	8	9	10	11	3	4	5	6	7	8	9
12	13	14	15	16	17	18	10	11	12	13	14	15	16
19	20	21	22	23	24	25	17	18	19	20	21	22	23
26	27	28	29	30	31		24	25	26	27	28	29	30
JUNE							DECEMBER						
S	M	T	W	T	F	S	S	M	T	W	T	F	S
						1	1	2	3	4	5	6	7
2	3	4	5	6	7	8	8	9	10	11	12	13	14
9	10	11	12	13	14	15	15	16	17	18	19	20	21
16	17	18	19	20	21	22	22	23	24	25	26	27	28
23	24	25	26	27	28	29	29	30	31				
30													

Triways Disposal Services
722 South Railway St. W
Swift Current, SK S9H 3X1
PH (306) 773-7575
FX (306) 773-7573

Dear Resident,

Triways Disposal Services is pleased to introduce our automated waste collection system. Please take a few moments to familiarize yourself with the enclosed instructions and hints.

Many other communities have adopted our automated waste collection system and the results have produced a cleaner, more attractive environment. Wind blown litter and animal scavenging is completely eliminated with this system.

The cart provided was chosen for its durability and its ease of use. It holds three times as much as a normal trash can. The cart's large wheels make it easy to manoeuvre, and it completely eliminates the lifting of heavy cans.

Please bag all trash including grass clippings.

Thank you



TRIWAYS DISPOSAL SERVICES Ltd.



Waste and Recycling Services

- Commercial
- Industrial
- Construction
- Demolition
- Residential
- Municipal
- Multi-unit dwellings
- Fencing Panels
- 12-30 Yard Roll-off Containers
- 3-6- Yard Front End Load Containers
- Roll-out Cart Waste and Recycle
- City & Rural Services
- Roll-off Multi-Recycle Containers

Phone: 306-773-7575

Fax: 306-773-7573


carts@triwaysdisposal.com

**722 South Railway St. W.
Swift Current, Sask, S9H 3X1**

Locally owned and operated

TRIWAYS DISPOSAL SERVICES Ltd.

Residential Curbside Waste Collection



TRIWAYS DISPOSAL SERVICES LTD.

About Curbside Waste Collection

We hope that you will take a few moments to familiarize yourself with these easy to remember instructions regarding the automated refuse collection system.

This system uses the latest collection equipment available and provides maximum efficiency at minimum expense. We want to do the best possible job for you and would appreciate your cooperation.

To assure the collection of refuse, the drawings to the right illustrate the locations for our container on collection day.

If your house is on a street or avenue without a curb, please place the container on the road making sure the pickup truck can reach the container.

The container must be placed on the street or avenue that corresponds with your address. Example: 719-2nd Avenue West. This corner house would place the container on the Avenue

For your child's safety, do not allow them to play near the collection containers or vehicles.

Containers placed roadside after 7:00 a.m. and after the truck has passed will be collected the following week.


Following these instructions will assist us in making your community one of the cleanest in Saskatchewan.

If you require more information please call 1-306-773-7575 between 8:00 a.m. and 5:00 p.m., Monday through Friday.



Only place approved bagged waste materials within the grey waste cart. Carts will be monitored and unaccepted items will be left curbside, or your cart will be rejected for collection.

Ideal Location #1

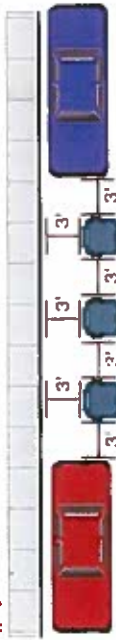


Snow Bank #2

Close to a Parked Car #3



Between Two Parked Cars #4



Park it

- Park the cart for pickup by 7:00 a.m. on day of collection.
- When there is a snow bank built up along the curb, make sure the container is out further than the snow as illustrated in drawing #2.

Point it

- Point lid arrows towards the street.
- Close lid

Space it

- Ensure cart is 1 metre (3 feet) clear of all obstacles and not blocking traffic as illustrated in drawings #3 and #4.

TRIWAYS DISPOSAL SERVICES LTD.

General Guidelines

Use your grey garbage cart for the storage and collection of approved waste materials only.

1. Do not pack material too tightly
2. Wheel out your cart with its lid closed. You must be able to close the lid without packing the cart too tightly, otherwise the emptying of the cart will be more difficult.
3. Place the cart roadside by 7:00 a.m. on collection day.
4. Your waste collection day won't change, but the collection time might, so please be sure to have your cart out by 7:00 a.m. on your collection day.
5. Return the emptied cart to your property before the end of the day.
6. Do not remove cart from it's assigned address.
7. Do not paint or write on the cart (house number or name).
8. Inform the town, village office or Triways Disposal of any damage, vandalism or theft of the cart. It is important to note the serial number stamped on the cart placed at your residence.

Thank you for your cooperation making this new, cleaner and more efficient system of waste collection work for you.

TRIWAYS DISPOSAL SERVICES LTD.

Frequently Asked Questions

What should we do if we have more waste than can fit in the cart?

Extra waste should be kept for your next scheduled pickup. Should you regularly have more material than your cart's capacity, please contact your municipal office to arrange for an additional cart.

My normal regular pickup falls on a statutory holiday, do I still put out my cart?

Triways Disposal collects on all statutory holidays, except New Year's Day, Good Friday and Christmas Day. Please check your collection calendar for your scheduled pickup days including holidays

What cannot be put in my Triways residential Cart?

- Hazardous material such as wet paint, chemicals, or solvent
- Absolutely no ashes
- Sod, dirt, concrete, or other heavy materials
- Construction or demolition materials including boards, roofing materials, or carpet
- Automotive parts, tires, oil filters or oil
- Tree Clippings over 2' in length
- Liquids of any kind
- Animals or animal parts

TRIWAYS DISPOSAL SERVICES Ltd.

TRIWAYS Frequently Asked Questions DISPOSAL SERVICES Ltd.

What is Single Stream Recycling?

Single stream recycling is a system in which households receive one 95 gallon recycle cart in which all approved household recyclables can be placed. These carts provide lots of capacity and an easy closing lid to prevent windblown litter. See the list of approved items in the "Allowable Materials" section that can be placed in the cart.

Do we need to bag the recyclables before placing them in the cart?

No, please DO NOT BAG or TIE your recyclables before depositing them into the cart. Bagged or tied materials may be left curbside due to the additional expense that debagging requires.

How should I prepare my recyclables for collection?

Flatten all cardboard boxes. Wash and rinse all food and beverage containers. Remove all lids and caps from containers.

Can we place glass, organic material or other material in the carts?

No other materials can be accepted until such time that local recycling processors can efficiently process other recyclable materials. Materials not accepted in our program will not be collected and your cart may not be emptied until the offending materials are removed.

What should we do if we have more recyclables that can fit in the cart?

Extra recyclables should be kept for your next scheduled pickup. Should you regularly have more material than your cart's capacity, please contact Triways Disposal to arrange for an additional cart.

My normal regular pickup falls on a statutory holiday, do I still put out my cart?

Triways Disposal collects on all statutory holidays except New Year's Day, Good Friday and Christmas Day. Please check your collection calendar for your scheduled pickup days including holidays.



Waste and Recycling Services

- Commercial
- Industrial
- Construction
- Demolition
- Residential
- Municipal
- Multi-unit dwellings
- Fencing Panels
- 12-30 Yard Roll-off Containers
- 3-6- Yard Front End Load Containers
- Roll-out Cart Waste and Recycle
- City & Rural Services
- Roll-off Multi-Recycle Containers

Phone: 306-773-7575
Fax: 306-773-7573

carts@triwaysdisposal.com

**722 South Railway St. W.
Swift Current, SK S9H 3X1**

Locally owned and operated

TRIWAYS DISPOSAL SERVICES Ltd.

Residential Single Stream Curbside Recycling



All approved recyclables can now be placed together in your recycle cart. Accepted materials are listed below. Other materials for recycling will be added in the future as the necessary processing equipment is put into place. The recycle cart will be picked up every 2nd week, a timeframe that will allow the capacity of the cart to be utilized most efficiently.

Please take a few moments to familiarize yourself with our collection program. It is an easy and convenient way to demonstrate your commitment to recycling and protecting our environment.

PAPER AND CARDBOARD

- Flattened corrugated cardboard and paperboard (empty cereal boxes, empty detergent boxes, empty tissue boxes)
- Newspaper, flyers, inserts, junk mail, and envelopes
- Magazines, catalogues, telephone books, paperback books, hardcover books with covers and spine removed
- Brown paper bags, tissue roll cores, gift and packing paper, paper egg cartons
- Copier paper, NCR (no carbon required) paper

ALUMINIUM & TIN

- Soft drink and beer cans
- Foil trays and pie plates
- Household tin cans (please rinse)

PLASTIC

- Containers with logo 1-7
- Plastic bags, plastic drink bottles and plastic wrap

ASEPTIC PACKAGING & CARTONS

- Juice and milk cartons, milk jugs, tetra-pak containers, pouches

Sorry, we **DO NOT ACCEPT** the following:

- Glass
- Household garbage, organics, or hazardous waste
- Waxed, plasticized or food contaminated paper, cardboard
- Soiled tissues, napkins and paper towels space it
- Confetti shredded paper
- Food product styrofoam or foam packing material
- Auto Parts or batteries

Ideal Location

#1




Snow Bank

#2




Close to a Parked Car

#3



Between Two Parked Cars

#4



Park it

- Park the cart for pickup by 7:00 a.m. on day of collection.
- When there is a snow bank built up along the curb, make sure the container is out further than the snow as illustrated in drawing #2.

Point it

- Point lid arrows towards the street.
- Close lid

Space it

- Ensure cart is 1 metre (3 feet) clear of all obstacles and not blocking traffic as illustrated in drawings #3 and #4.

Use your recycle cart for the storage and collection of approved recyclables only.

1. Do not bag or tie your recyclables
2. Do not pack material too tightly.
3. Wheel out your cart with its lid closed. You must be able to close the lid without packing the cart too tightly, otherwise the emptying of the cart will be more difficult.
4. Place the cart roadside by 7:00 a.m. on collection day.
5. Your recycling collection day won't change, but the collection time might, so please be sure to have your cart out by 7:00 a.m. on your collection day.
6. Return the emptied cart to your property before the end of the day.
7. Do not remove the cart from its assigned address.
8. Inform Triways Disposal of any damage, vandalism or theft of the cart. It is important to note the serial number stamped on the cart placed at your residence.
9. PLEASE—NO GARBAGE

Only place items that are designated as approved recyclables within the recycle cart. Carts will be monitored and unacceptable items will be left curbside, or your cart will be rejected for collection.

**Thank you for your cooperation
and commitment to recycling.**

